



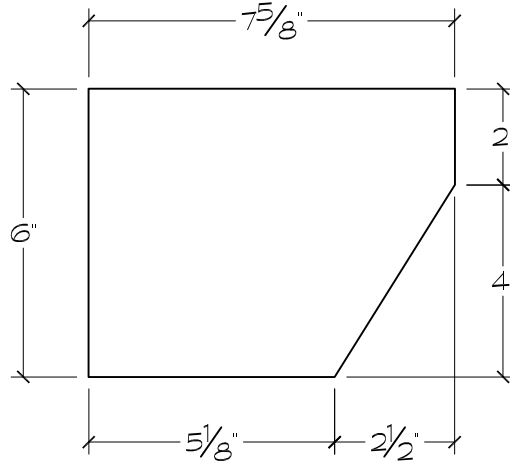
Harvey Cement Products, Inc.

Since 1947

16030 Park Avenue, Harvey, IL 60426

Ph: 708.333.1900 F: 708.333.1910

www.harveycement.com




CROSS SECTION


1 **PROFILE HW**

ARCH REF:  
SCALE: 3"=1'-0"


FRONT VIEWS



STRAIGHT



LEFT END RETURN



RIGHT END RETURN

DRIP EDGE - OPTIONAL

Profile ID

**HW**

**SUGGESTED USE**

Sill	
Transition Band	
Coping	
Cap	
Band	
Field	
Cornice	X

**TYPE / SIZE  
AVAILABILITY**

TYPE	LENGTH(S)
Straight	23 5/8"
Left End Return	Up to 31 5/8"
Right End Return	Up to 31 5/8"